



2016 SCHOOL PROFILES

Office of Educational Quality and Accountability

840 Research Parkway, Suite 455, Oklahoma City, OK, 73104 (405) 522-5399 Fax: (405) 525-0373 Web: <http://www.EdProfiles.info>

MOYERS ELEMENTARY (EC-8)

MOYERS PUBLIC SCHOOLS

Post Office Box 88, Moyers, OK 74557
Telephone: (580) 298-5547

64-1022-105

Community Characteristics

Socioeconomic Data

	School	District	State Average
Ethnic Makeup Based upon Fall Enrollment:			
Caucasian	74%	75%	58%
Black	0%	0%	9%
Asian	0%	0%	2%
Hispanic	3%	2%	16%
Native American	22%	23%	14%
Average Property Valuation per Student (12/2016)		\$17,305	\$49,623
Students Eligible for Free/Reduced Lunch	86%	75%	62%

U.S. Census Data (American Community Survey 2011-2015 5-Year Estimates Unless Otherwise Noted)

District Population		627	7,461
Poverty Rate		20%	17%
Unemployment Rate		7%	6%
Average Household Income		\$50,662	\$63,890
Single-Parent Families		45%	34%
Highest Educational Level for Adults Age 25+			
College Degree		10%	24%
H.S. Diploma w/o College Degree		68%	63%
Less than 12th Grade Education		22%	13%

Preparation, Motivation & Parental Support

KG-3rd graders receiving reading remediation	22%	22%	39%
Average Number of Days Absent per Student	7.8	8.3	9.4
Mobility Rate (Incoming Students)	10%	15%	10%
Student Suspension Ratio: (<i>Higher number is better.</i>)			
There was 1 suspension (of 10 days or less) for every ___ students	16.3	8.0	13.7
There was 1 suspension (of more than 10 days) for every ___ students	0.0	104.0	171.4
Parents Attending Parent/Teacher Conference	68%	57%	74%
Patrons' Volunteer Hours per Student	0.4	0.6	3.4

Juvenile Offenders & Offenses (Office of Juvenile Affairs)*

One out of every ___ students was charged. (<i>Higher number is better.</i>)		69.3	119.2
Of those charged, each averaged ___ offense(s).		3.0	2.2
Of those charged, ___ were alleged gang members.		0	0.4

*These statistics are provided as another indicator of the environment in which schools must operate. In most cases the offenses were not committed at school.

2015-2016 School Educational Process

Classroom & Administration Characteristics

	School	District Total (All Schools)	ES/MS/JHS State Average
Fall Enrollment	147	208	386
Students as English Language Learners (ELL)	0.0%	0.0%	8.7%
Students in Special Education*	30.6%	26.9%	15.5%
Non-Special Ed. Teachers (FTE):			
Number of Teachers	9.2	13.8	21.3
Average Salary (w/ Fringe)	\$47,011	\$46,960	\$44,573
Teachers with Advanced Degree(s)	16.6%	19.2%	23.0%
Average Years of Experience	12.6	13.2	12.8
Special Education Teachers (FTE)*	1.0	1.0	2.4
Counselors (FTE)	0.3	0.7	0.7
Other Certified Professional Staff (FTE)	0.1	1.3	1.8
Administrators (FTE)	0.4	1.5	1.3

*Each school has its own unique characteristics for special education programs. Please contact the school for program specific information.

Symbols Used on this Report

DNA = Data Not Available
NA = Not Applicable

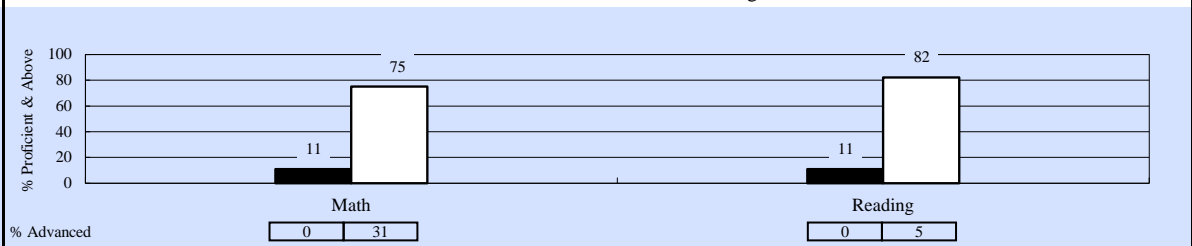

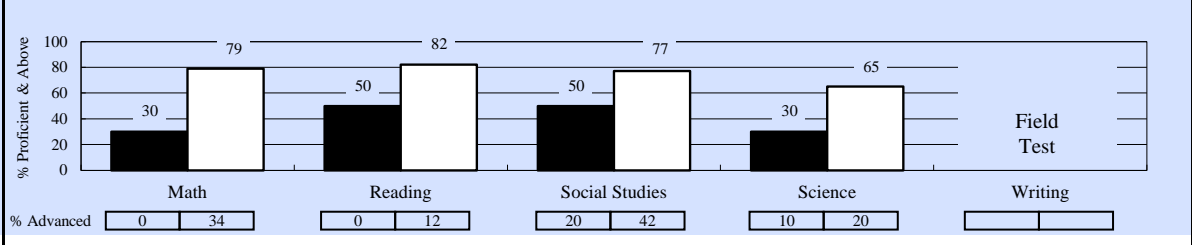


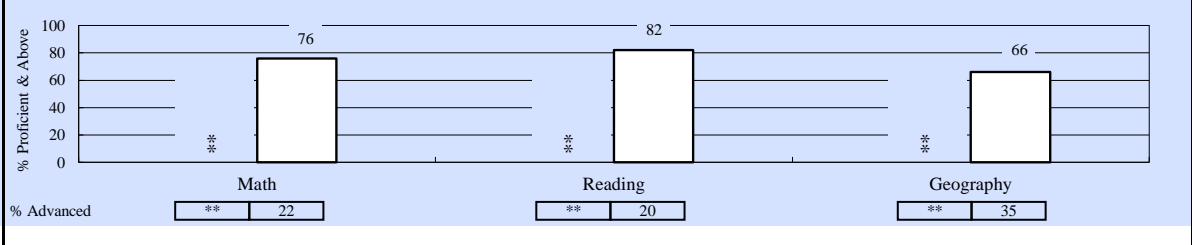
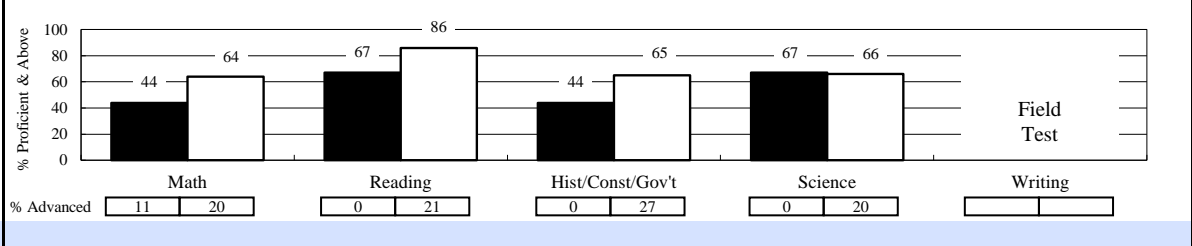

RM = Revised Methodology
ADM = Average Daily Membership (Average Enrollment)

FTE = Full Time Equivalent

** = Data Protected by Privacy Laws

FTR = School/District Failed to Respond with Useable Data

2015-16 Student Performance (Regular Education Students, Full Academic Year)

Grade	% of Students Scoring Proficient & Above by Subject ■ This School □ State Average	Benchmark Met*
3		
4		
5		
6		
7		
8 ^[1]		
EOI ^[2] (End-of-Instruction)		<p>Most students will be tested in HS. See HS Profiles for HS students' test results.</p>

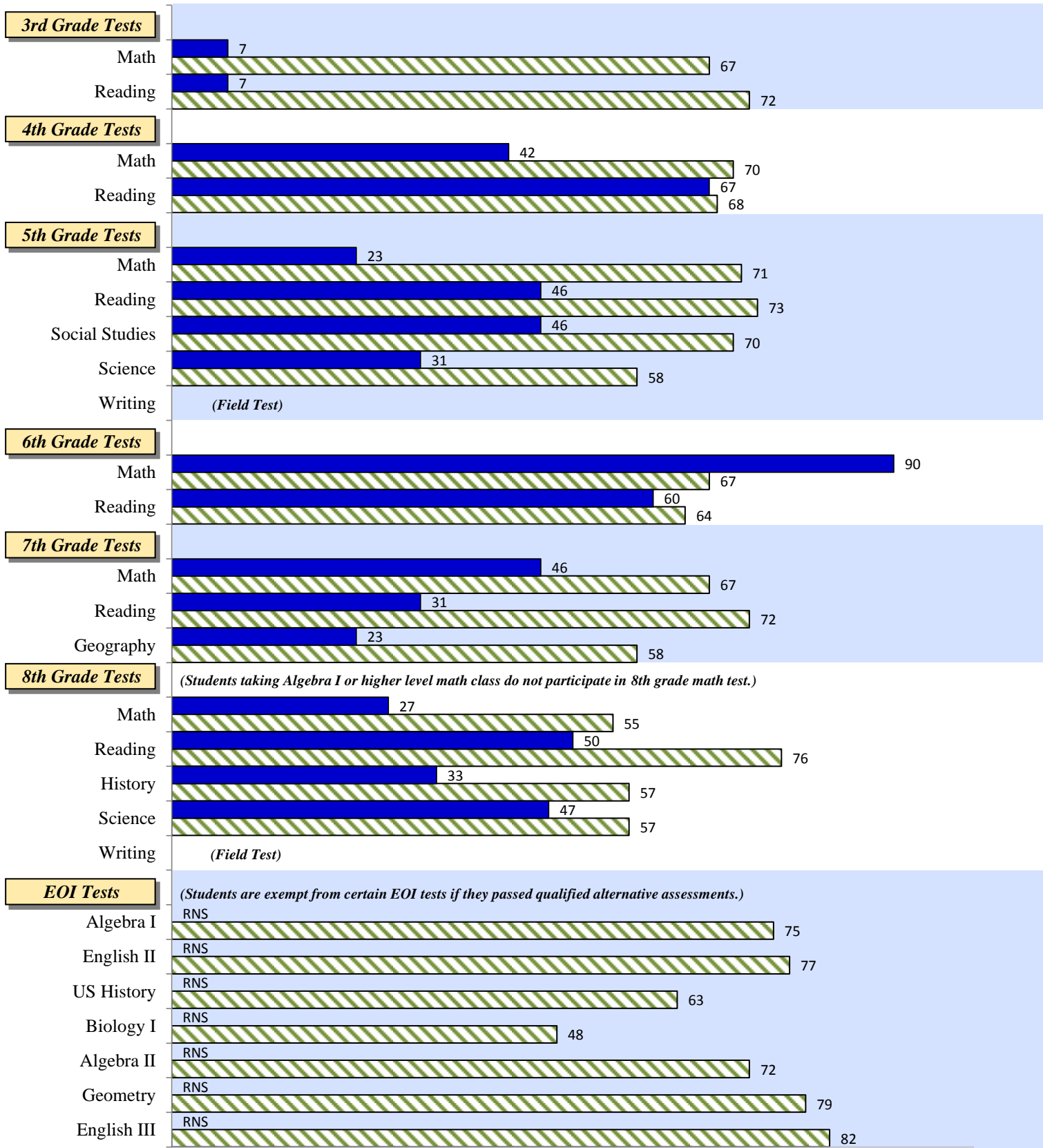
[1]: Students taking Algebra I or higher level math class do not participate in 8th grade math test.

[2]: Students are exempt from certain EOI tests if they passed qualified alternative assessments.

2015-16 Student Performance (All Students, Full Academic Year)

% of Students Scoring Proficient and Above by Grade and Subject

■ This School ▨ State Average



◆ Results Not Shown (RNS) for This School ◆

Test results cannot be shown if no students were tested (grade not offered), if test results were not available (no record found), or if circumstances require that results be protected by federal privacy laws.