



2011 SCHOOL REPORT CARD

Education Oversight Board / Office of Accountability

655 Research Parkway, Suite 301, Oklahoma City, OK, 73104 (405) 225-9470 Fax: (405) 225-9474 Web: <http://www.SchoolReportCard.org>

SKIATOOK INTERMEDIATE ELEMENTARY (3-5)

SKIATOOK PUBLIC SCHOOLS

355 S OSAGE ST, SKIATOOK, OK 74070-2015

Telephone: (918) 396-5745

72-1007-120

Community Characteristics

Socioeconomic Data

	School	District	State Average
Ethnic Makeup Based upon Fall Enrollment:			
Caucasian	65%	67%	58%
Black	2%	1%	10%
Asian	0%	0%	2%
Hispanic	2%	2%	12%
Native American	32%	30%	18%
Average Property Valuation per Student (12/2011)		\$28,283	\$41,038
Students Eligible for Free/Reduced Lunch	51%	47%	61%

U.S. Census Data (American Community Survey 2006-2010 5-Year Estimates Unless Otherwise Noted)

	School	District	State Average
District Population (Census 2010)		11,979	7,118
Poverty Rate		13%	16%
Unemployment Rate		5%	6%
Average Household Income		\$58,693	\$58,099
Single-Parent Families		32%	32%
Highest Educational Level for Adults Age 25+			
College Degree		19%	23%
H.S. Diploma w/o College Degree		69%	63%
Less than 12th Grade Education		12%	15%

Preparation, Motivation & Parental Support

	School	District	State Average
1st-3rd graders receiving reading remediation	41%	37%	34%
Average Number of Days Absent per Student	9.4	9.6	9.7
Mobility Rate (Incoming Students)	8%	7%	10%
Suspension to Student Ratio: (<i>Higher ratio is better.</i>)			
There was 1 suspension (of 10 days or less) for every ___ students	12.6	17.4	12.6
There was 1 suspension (of more than 10 days) for every ___ students	None	142.2	147.7
Parents Attending Parent/Teacher Conference	90%	69%	72%
Patrons' Volunteer Hours per Student	1.4	1.5	2.5

Juvenile Offenders & Offenses (Office of Juvenile Affairs)*

	School	District	State Average
One out of every ___ students was charged. (<i>Higher ratio is better.</i>)		85.3	86.3
Of those charged, each averaged ___ offense(s).		1.4	1.9
Of those charged, ___ were alleged gang members.		0	0.6

*These statistics are provided as another indicator of the environment in which schools must operate. In most cases the offenses were not committed at school.

2010-2011 School Educational Process

Classroom & Administration Characteristics

	School	District Total (All Schools)	ES/MS/JHS State Average
Fall Enrollment	553	2,560	376
Non-Special Ed. Teachers (FTE):			
Number of Teachers	25.0	128.6	20.7
Average Salary (w/ Fringe)	\$41,328	\$41,627	\$43,728
Teachers with Advanced Degree(s)	12.0%	22.8%	24.2%
Average Years of Experience	11.6	11.5	12.8
Students in Special Education	16.5%	12.7%	14.6%
Special Education Teachers (FTE)	4.0	15.7	2.3
Counselors (FTE)	1.0	5.8	0.7
Other Certified Professional Staff (FTE)	3.1	9.6	1.9
Administrators (FTE)	1.5	10.1	1.2

Symbols Used on this Report

DNA = Data Not Available
NA = Not Applicable




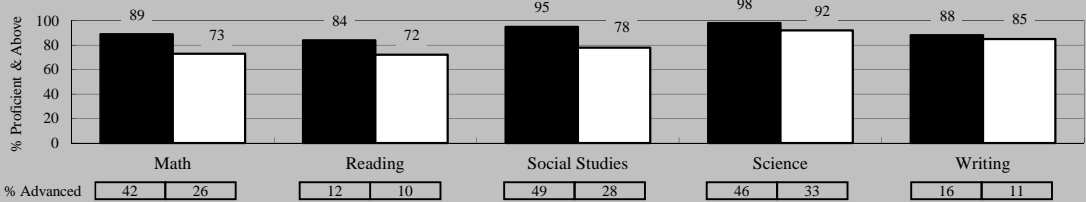

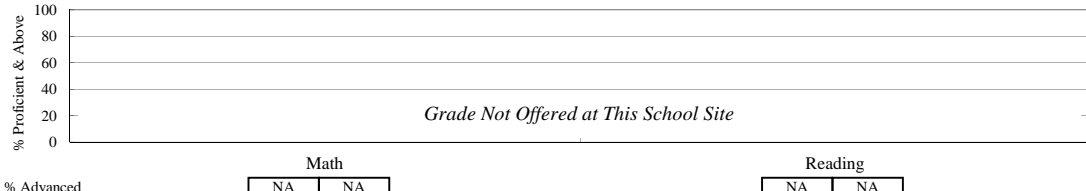
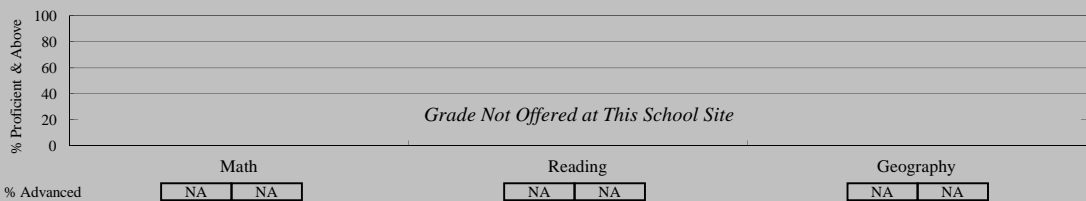
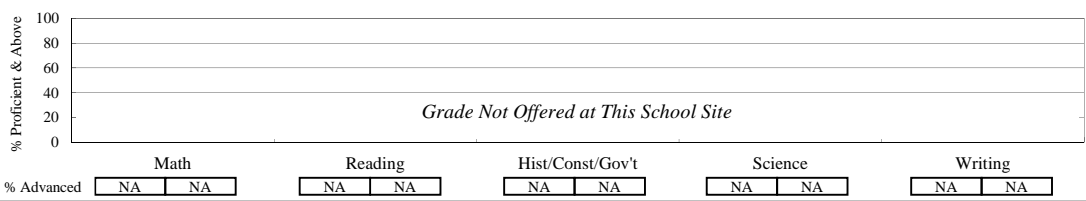
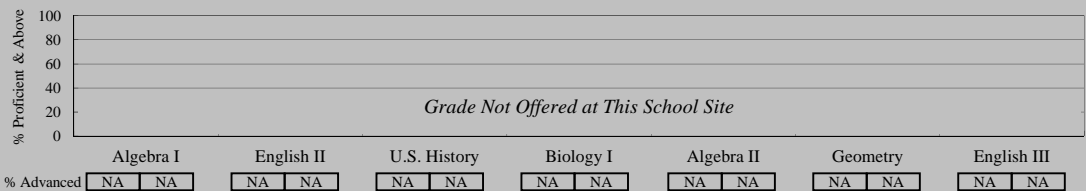
RM = Revised Methodology
ADM = Average Daily Membership (Average Enrollment)

FTE = Full Time Equivalent

** = Data Protected by Privacy Laws

FTR = School/District Failed to Respond with Useable Data

2010-2011 Student Performance

Grade	% of Students Scoring Proficient & Above by Subject <small>(Test results were only calculated for "regular full academic year" students.)</small>	Benchmark Met*
3	<div style="text-align: right; margin-bottom: 5px;"> This School State Average </div> 	
4		
5		
6	<p>Grade Not Offered at This School Site</p> 	
7	<p>Grade Not Offered at This School Site</p> 	
8	<p>Grade Not Offered at This School Site</p> 	
EOI <small>(End-of-Instruction)</small>	<p>Grade Not Offered at This School Site</p> 	<p><i>Most students will be tested in HS. See HS report card for HS students' test results.</i></p>

✓ = at least 70% scoring "Proficient & Above" in all subjects
 ★ = at least 70% scoring "Proficient & Above" and at least 25% "Advanced" in all subjects
 *In order to meet the benchmarks, there must be results available for every subject.