



2011 SCHOOL REPORT CARD

Education Oversight Board / Office of Accountability

655 Research Parkway, Suite 301, Oklahoma City, OK, 73104 (405) 225-9470 Fax: (405) 225-9474 Web: <http://www.SchoolReportCard.org>

CROSS TIMBERS ELEMENTARY (3-5)

TECUMSEH PUBLIC SCHOOLS

1111 W HIGHLAND ST, TECUMSEH, OK 74873-2630

Telephone: (405) 598-3771

63-1092-120

Community Characteristics

Socioeconomic Data

Ethnic Makeup Based upon Fall Enrollment:

	School	District	State Average
Caucasian	58%	58%	58%
Black	1%	4%	10%
Asian	1%	1%	2%
Hispanic	8%	6%	12%
Native American	32%	31%	18%

Average Property Valuation per Student (12/2011)

\$12,577 \$41,038

Students Eligible for Free/Reduced Lunch

73% 69% 61%

U.S. Census Data (American Community Survey 2006-2010 5-Year Estimates Unless Otherwise Noted)

District Population (Census 2010)		9,799	7,118
Poverty Rate		13%	16%
Unemployment Rate		5%	6%
Average Household Income		\$47,753	\$58,099
Single-Parent Families		36%	32%
Highest Educational Level for Adults Age 25+			
College Degree		10%	23%
H.S. Diploma w/o College Degree		71%	63%
Less than 12th Grade Education		19%	15%

Preparation, Motivation & Parental Support

1st-3rd graders receiving reading remediation	100%	67%	34%
Average Number of Days Absent per Student	6.4	9.0	9.7
Mobility Rate (Incoming Students)	11%	9%	10%
Suspension to Student Ratio: (<i>Higher ratio is better.</i>)			
There was 1 suspension (of 10 days or less) for every ___ students	9.5	32.0	12.6
There was 1 suspension (of more than 10 days) for every ___ students	114.0	71.5	147.7
Parents Attending Parent/Teacher Conference	95%	77%	72%
Patrons' Volunteer Hours per Student	0.3	1.1	2.5

Juvenile Offenders & Offenses (Office of Juvenile Affairs)*

One out of every ___ students was charged. (<i>Higher ratio is better.</i>)		67.0	86.3
Of those charged, each averaged ___ offense(s).		2.0	1.9
Of those charged, ___ were alleged gang members.		0	0.6

*These statistics are provided as another indicator of the environment in which schools must operate. In most cases the offenses were not committed at school.

2010-2011 School Educational Process

Classroom & Administration Characteristics

	School	District Total (All Schools)	ES/MS/JHS State Average
Fall Enrollment	456	2,230	376
Non-Special Ed. Teachers (FTE):			
Number of Teachers	26.0	132.8	20.7
Average Salary (w/ Fringe)	\$41,319	\$43,316	\$43,728
Teachers with Advanced Degree(s)	7.7%	19.9%	24.2%
Average Years of Experience	11.4	12.8	12.8
Students in Special Education	15.1%	13.2%	14.6%
Special Education Teachers (FTE)	4.0	16.4	2.3
Counselors (FTE)	1.0	4.9	0.7
Other Certified Professional Staff (FTE)	2.0	15.0	1.9
Administrators (FTE)	2.0	13.0	1.2

Symbols Used on this Report

DNA = Data Not Available

RM = Revised Methodology

FTE = Full Time Equivalent



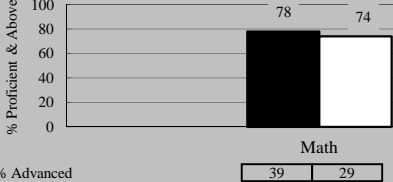
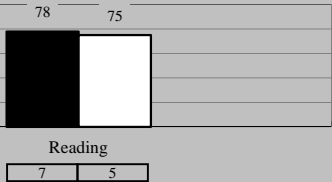

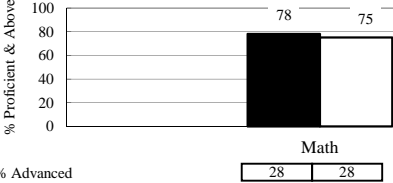
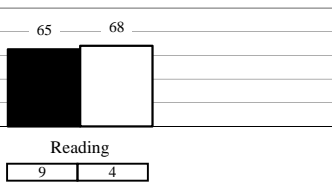
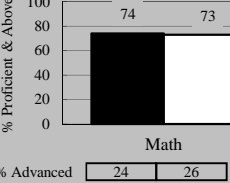
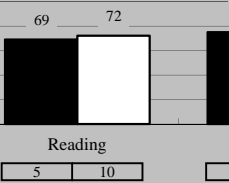
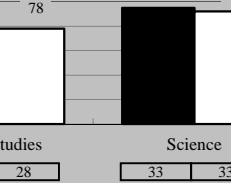


** = Data Protected by Privacy Laws

NA = Not Applicable

ADM = Average Daily Membership (Average Enrollment)

FTR = School/District Failed to Respond with Useable Data

2010-2011 Student Performance

Grade	% of Students Scoring Proficient & Above by Subject (Test results were only calculated for "regular full academic year" students.)  This School  State Average 	Benchmark Met*
3	<div style="display: flex; justify-content: space-around;"> <div style="text-align: center;">  <p>Math</p> <p>% Advanced: 39 29</p> </div> <div style="text-align: center;">  <p>Reading</p> <p>% Advanced: 7 5</p> </div> </div>	
4	<div style="display: flex; justify-content: space-around;"> <div style="text-align: center;">  <p>Math</p> <p>% Advanced: 28 28</p> </div> <div style="text-align: center;">  <p>Reading</p> <p>% Advanced: 9 4</p> </div> </div>	
5	<div style="display: flex; justify-content: space-around;"> <div style="text-align: center;">  <p>Math</p> <p>% Advanced: 24 26</p> </div> <div style="text-align: center;">  <p>Reading</p> <p>% Advanced: 5 10</p> </div> <div style="text-align: center;">  <p>Social Studies</p> <p>% Advanced: 24 28</p> </div> <div style="text-align: center;">  <p>Science</p> <p>% Advanced: 33 33</p> </div> <div style="text-align: center;">  <p>Writing</p> <p>% Advanced: 13 11</p> </div> </div>	
6	<p style="text-align: center;">Grade Not Offered at This School Site</p> <div style="display: flex; justify-content: space-around;"> <div style="text-align: center;"> <p>Math</p> <p>% Advanced: NA NA</p> </div> <div style="text-align: center;"> <p>Reading</p> <p>% Advanced: NA NA</p> </div> </div>	
7	<p style="text-align: center;">Grade Not Offered at This School Site</p> <div style="display: flex; justify-content: space-around;"> <div style="text-align: center;"> <p>Math</p> <p>% Advanced: NA NA</p> </div> <div style="text-align: center;"> <p>Reading</p> <p>% Advanced: NA NA</p> </div> <div style="text-align: center;"> <p>Geography</p> <p>% Advanced: NA NA</p> </div> </div>	
8	<p style="text-align: center;">Grade Not Offered at This School Site</p> <div style="display: flex; justify-content: space-around;"> <div style="text-align: center;"> <p>Math</p> <p>% Advanced: NA NA</p> </div> <div style="text-align: center;"> <p>Reading</p> <p>% Advanced: NA NA</p> </div> <div style="text-align: center;"> <p>Hist/Const/Gov't</p> <p>% Advanced: NA NA</p> </div> <div style="text-align: center;"> <p>Science</p> <p>% Advanced: NA NA</p> </div> <div style="text-align: center;"> <p>Writing</p> <p>% Advanced: NA NA</p> </div> </div>	
EOI (End-of-Instruction)	<p style="text-align: center;">Grade Not Offered at This School Site</p> <div style="display: flex; justify-content: space-around;"> <div style="text-align: center;"> <p>Algebra I</p> <p>% Advanced: NA NA</p> </div> <div style="text-align: center;"> <p>English II</p> <p>% Advanced: NA NA</p> </div> <div style="text-align: center;"> <p>U.S. History</p> <p>% Advanced: NA NA</p> </div> <div style="text-align: center;"> <p>Biology I</p> <p>% Advanced: NA NA</p> </div> <div style="text-align: center;"> <p>Algebra II</p> <p>% Advanced: NA NA</p> </div> <div style="text-align: center;"> <p>Geometry</p> <p>% Advanced: NA NA</p> </div> <div style="text-align: center;"> <p>English III</p> <p>% Advanced: NA NA</p> </div> </div>	<p>Most students will be tested in HS. See HS report card for HS students' test results.</p>

✓ = at least 70% scoring "Proficient & Above" in all subjects

★ = at least 70% scoring "Proficient & Above" and at least 25% "Advanced" in all subjects

*In order to meet the benchmarks, there must be results available for every subject.