



# 2011 SCHOOL REPORT CARD

## Education Oversight Board / Office of Accountability

655 Research Parkway, Suite 301, Oklahoma City, OK, 73104 (405) 225-9470 Fax: (405) 225-9474 Web: <http://www.SchoolReportCard.org>

### CHEROKEE ELEMENTARY (KG-6)

#### MUSKOGEE PUBLIC SCHOOLS

202 W BROADWAY ST, MUSKOGEE, OK 74401-6651

Telephone: (918) 684-3890

51-1020-105

## Community Characteristics

### Socioeconomic Data

Ethnic Makeup Based upon Fall Enrollment:

|                 | School | District | State Average |
|-----------------|--------|----------|---------------|
| Caucasian       | 17%    | 33%      | 58%           |
| Black           | 46%    | 23%      | 10%           |
| Asian           | 0%     | 1%       | 2%            |
| Hispanic        | 6%     | 9%       | 12%           |
| Native American | 30%    | 35%      | 18%           |

Average Property Valuation per Student (12/2011)

\$40,288 \$41,038

Students Eligible for Free/Reduced Lunch

97% 78% 61%

### U.S. Census Data (American Community Survey 2006-2010 5-Year Estimates Unless Otherwise Noted)

|                                              |  |          |          |
|----------------------------------------------|--|----------|----------|
| District Population (Census 2010)            |  | 39,458   | 7,118    |
| Poverty Rate                                 |  | 24%      | 16%      |
| Unemployment Rate                            |  | 8%       | 6%       |
| Average Household Income                     |  | \$46,058 | \$58,099 |
| Single-Parent Families                       |  | 46%      | 32%      |
| Highest Educational Level for Adults Age 25+ |  |          |          |
| College Degree                               |  | 19%      | 23%      |
| H.S. Diploma w/o College Degree              |  | 62%      | 63%      |
| Less than 12th Grade Education               |  | 18%      | 15%      |

### Preparation, Motivation & Parental Support

|                                                                      |       |      |       |
|----------------------------------------------------------------------|-------|------|-------|
| 1st-3rd graders receiving reading remediation                        | 40%   | 36%  | 34%   |
| Average Number of Days Absent per Student                            | 8.6   | 8.7  | 9.7   |
| Mobility Rate (Incoming Students)                                    | 6%    | 7%   | 10%   |
| Suspension to Student Ratio: ( <i>Higher ratio is better.</i> )      |       |      |       |
| There was 1 suspension (of 10 days or less) for every ___ students   | 2.2   | 8.0  | 12.6  |
| There was 1 suspension (of more than 10 days) for every ___ students | 103.3 | 83.3 | 147.7 |
| Parents Attending Parent/Teacher Conference                          | 67%   | 61%  | 72%   |
| Patrons' Volunteer Hours per Student                                 | 1.8   | 1.7  | 2.5   |

### Juvenile Offenders & Offenses (Office of Juvenile Affairs)\*

|                                                                               |  |      |      |
|-------------------------------------------------------------------------------|--|------|------|
| One out of every ___ students was charged. ( <i>Higher ratio is better.</i> ) |  | 72.9 | 86.3 |
| Of those charged, each averaged ___ offense(s).                               |  | 1.8  | 1.9  |
| Of those charged, ___ were alleged gang members.                              |  | 3    | 0.6  |

\*These statistics are provided as another indicator of the environment in which schools must operate. In most cases the offenses were not committed at school.

## 2010-2011 School Educational Process

### Classroom & Administration Characteristics

|                                          | School   | District Total<br>(All Schools) | ES/MS/JHS<br>State Average |
|------------------------------------------|----------|---------------------------------|----------------------------|
| Fall Enrollment                          | 310      | 6,417                           | 376                        |
| Non-Special Ed. Teachers (FTE):          |          |                                 |                            |
| Number of Teachers                       | 17.0     | 335.5                           | 20.7                       |
| Average Salary (w/ Fringe)               | \$44,833 | \$45,554                        | \$43,728                   |
| Teachers with Advanced Degree(s)         | 23.5%    | 20.1%                           | 24.2%                      |
| Average Years of Experience              | 9.8      | 12.0                            | 12.8                       |
| Students in Special Education            | 19.7%    | 14.3%                           | 14.6%                      |
| Special Education Teachers (FTE)         | 2.0      | 42.0                            | 2.3                        |
| Counselors (FTE)                         | 0.5      | 14.0                            | 0.7                        |
| Other Certified Professional Staff (FTE) | 3.3      | 45.3                            | 1.9                        |
| Administrators (FTE)                     | 1.0      | 30.6                            | 1.2                        |

#### Symbols Used on this Report

DNA = Data Not Available

RM = Revised Methodology

FTE = Full Time Equivalent



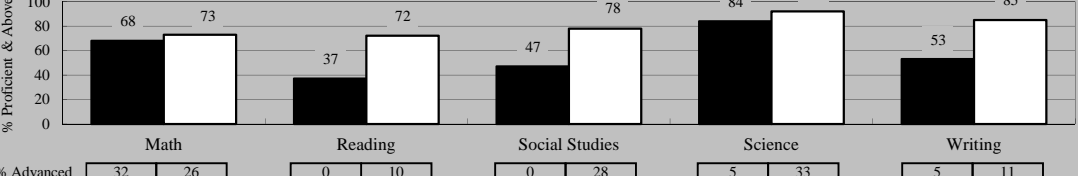

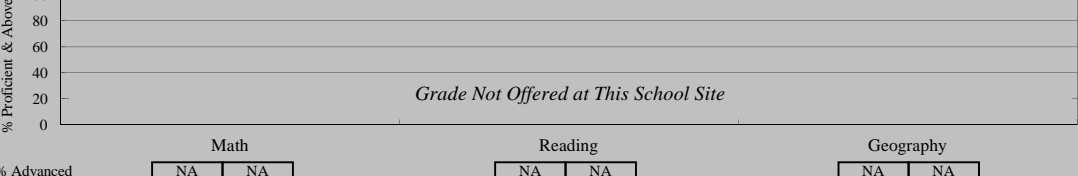
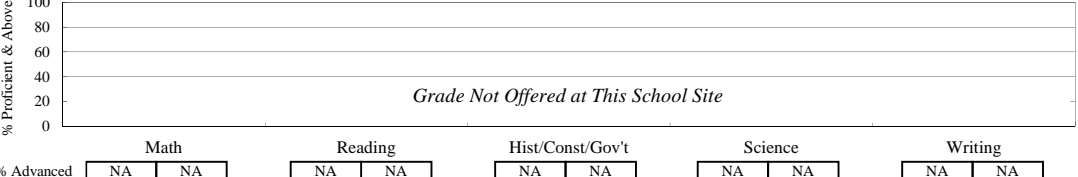
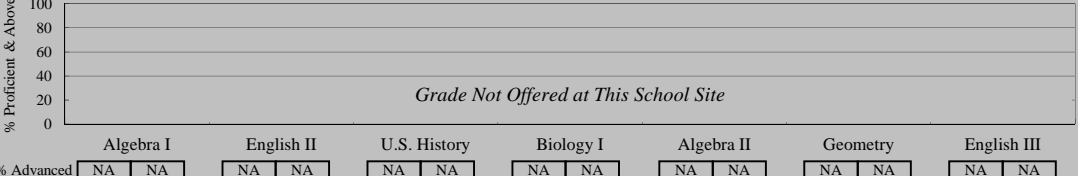
\*\* = Data Protected by Privacy Laws

NA = Not Applicable

ADM = Average Daily Membership (Average Enrollment)

FTR = School/District Failed to Respond with Useable Data

## 2010-2011 Student Performance

| Grade                              | <b>% of Students Scoring Proficient &amp; Above by Subject</b><br>(Test results were only calculated for "regular full academic year" students.) <span style="float: right;">             ■ This School    □ State Average           </span>                                                                                                                                                                                                                                                                                                                                                                                                                                                                                                                                                                                                                                                                   | Benchmark Met*                                                                               |
|------------------------------------|----------------------------------------------------------------------------------------------------------------------------------------------------------------------------------------------------------------------------------------------------------------------------------------------------------------------------------------------------------------------------------------------------------------------------------------------------------------------------------------------------------------------------------------------------------------------------------------------------------------------------------------------------------------------------------------------------------------------------------------------------------------------------------------------------------------------------------------------------------------------------------------------------------------|----------------------------------------------------------------------------------------------|
| <b>3</b>                           |  <p style="text-align: center;">Math                      Reading</p> <p style="text-align: center;">% Advanced      <span style="border: 1px solid black; padding: 2px;">9   29</span>                      <span style="border: 1px solid black; padding: 2px;">5   5</span></p>                                                                                                                                                                                                                                                                                                                                                                                                                                                                                                                                           |                                                                                              |
| <b>4</b>                           |  <p style="text-align: center;">Math                      Reading</p> <p style="text-align: center;">% Advanced      <span style="border: 1px solid black; padding: 2px;">3   28</span>                      <span style="border: 1px solid black; padding: 2px;">3   4</span></p>                                                                                                                                                                                                                                                                                                                                                                                                                                                                                                                                           |                                                                                              |
| <b>5</b>                           |  <p style="text-align: center;">Math                      Reading                      Social Studies                      Science                      Writing</p> <p style="text-align: center;">% Advanced      <span style="border: 1px solid black; padding: 2px;">32   26</span>      <span style="border: 1px solid black; padding: 2px;">0   10</span>      <span style="border: 1px solid black; padding: 2px;">0   28</span>      <span style="border: 1px solid black; padding: 2px;">5   33</span>      <span style="border: 1px solid black; padding: 2px;">5   11</span></p>                                                                                                                                                                                                                                  |                                                                                              |
| <b>6</b>                           |  <p style="text-align: center;">Math                      Reading</p> <p style="text-align: center;">% Advanced      <span style="border: 1px solid black; padding: 2px;">17   19</span>                      <span style="border: 1px solid black; padding: 2px;">0   10</span></p>                                                                                                                                                                                                                                                                                                                                                                                                                                                                                                                                       |                                                                                              |
| <b>7</b>                           |  <p style="text-align: center;">Grade Not Offered at This School Site</p> <p style="text-align: center;">Math                      Reading                      Geography</p> <p style="text-align: center;">% Advanced      <span style="border: 1px solid black; padding: 2px;">NA   NA</span>      <span style="border: 1px solid black; padding: 2px;">NA   NA</span>      <span style="border: 1px solid black; padding: 2px;">NA   NA</span></p>                                                                                                                                                                                                                                                                                                                                                                     |                                                                                              |
| <b>8</b>                           |  <p style="text-align: center;">Grade Not Offered at This School Site</p> <p style="text-align: center;">Math                      Reading                      Hist/Const/Gov't                      Science                      Writing</p> <p style="text-align: center;">% Advanced      <span style="border: 1px solid black; padding: 2px;">NA   NA</span>      <span style="border: 1px solid black; padding: 2px;">NA   NA</span>      <span style="border: 1px solid black; padding: 2px;">NA   NA</span>      <span style="border: 1px solid black; padding: 2px;">NA   NA</span>      <span style="border: 1px solid black; padding: 2px;">NA   NA</span></p>                                                                                                                                                  |                                                                                              |
| <b>EOI</b><br>(End-of-Instruction) |  <p style="text-align: center;">Grade Not Offered at This School Site</p> <p style="text-align: center;">Algebra I                      English II                      U.S. History                      Biology I                      Algebra II                      Geometry                      English III</p> <p style="text-align: center;">% Advanced      <span style="border: 1px solid black; padding: 2px;">NA   NA</span>      <span style="border: 1px solid black; padding: 2px;">NA   NA</span>      <span style="border: 1px solid black; padding: 2px;">NA   NA</span>      <span style="border: 1px solid black; padding: 2px;">NA   NA</span>      <span style="border: 1px solid black; padding: 2px;">NA   NA</span>      <span style="border: 1px solid black; padding: 2px;">NA   NA</span></p> | <i>Most students will be tested in HS. See HS report card for HS students' test results.</i> |

✓ = at least 70% scoring "Proficient &amp; Above" in all subjects

★ = at least 70% scoring "Proficient &amp; Above" and at least 25% "Advanced" in all subjects

\*In order to meet the benchmarks, there must be results available for every subject.