



2006 SCHOOL REPORT CARD

Education Oversight Board / Office of Accountability

655 Research Parkway, Suite 301, Oklahoma City, OK, 73104 (405) 225-9470 Fax: (405) 225-9474 Web: <http://www.SchoolReportCard.org>

ROOSEVELT ELEMENTARY (KG-5)

MIAMI PUBLIC SCHOOLS

129 G ST NE, MIAMI, OK 74354-6332

Telephone (918) 542-5576

58-1023-120

Community Characteristics

Socioeconomic Data

	School	District	State Average
Ethnic Makeup Based upon Fall Enrollment (2005):			
Caucasian	50%	52%	60%
Black	0%	1%	11%
Asian	3%	3%	2%
Hispanic	11%	4%	9%
Native American	36%	40%	19%
Average Property Valuation per Student (2007)		\$19,577	\$33,063
Students Eligible for Free/Reduced Lunch (2006)	93%	65%	55%

2000 Census Data

District Population		15,235	6,390
Poverty Rate		17%	15%
Unemployment Rate		6%	5%
Average Household Income		\$39,356	\$44,370
Single-Parent Families		35%	29%
Highest Educational Level for Adults Age 25+			
College Degree		25%	26%
H.S. Diploma w/o College Degree		54%	55%
Less than 12th Grade Education		21%	19%

Preparation, Motivation & Parental Support

1st-3rd graders in need of Reading remediation	12%	23%	33%
Average Number of Days Absent per Student	7.9	11.3	10.1
Mobility Rate (Incoming Students)	16%	6%	11%
Suspension to Student Ratio:			
There was 1 suspension (of 10 days or less) for every ___ students	None	10.5	12.3
There was 1 suspension (of more than 10 days) for every ___ students	None	125.5	128.0
Parents Attending Parent/Teacher Conference	93%	67%	73%
Patrons' Volunteer Hours per Student	0.1	0.9	2.6

2005-2006 Juvenile Offenders & Offenses (Office of Juvenile Affairs)*

One out of every ___ students was charged.		34.4	70.6
Of those charged, each averaged ___ offense(s).		1.9	2.0
Of those charged, ___ were alleged gang members.		0	0.5

*These statistics are provided as another indicator of the environment in which schools must operate. In most cases the offenses were not committed at school.

2005-2006 School Educational Process

Classroom & Administration Characteristics

	School	District Total (All Schools)	Elem. School State Average
Average Daily Membership (ADM)	228.2	2,509.9	358.6
Students in Special Education	13.6%	12.0%	14.6%
Regular Classroom Teachers (FTE)	14.0	137.9	20.1
Average Salary (w/ Fringe) of Regular Classroom Teachers (FTE)	\$40,285	\$40,134	\$38,147
Regular Classroom Teachers with Advanced Degree(s) (FTE)	20.2%	26.2%	24.9%
Average Years of Experience - Regular Classroom Teachers (FTE)	12.8	12.9	12.5
Special Education Teachers (FTE)	1.0	12.9	2.2
Counselors (FTE)	1.0	9.5	0.6
Other Certified Professional Staff (FTE)	0.5	10.6	1.3
Administrators (FTE)	0.9	10.4	1.2

Symbols Used on this Report





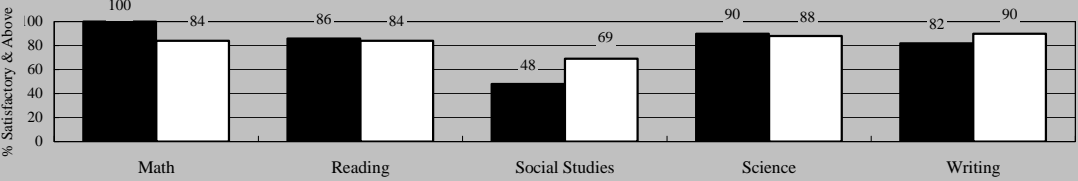
DNA = Data Not Available
NA = Not Applicable

RM = Revised Methodology
ADM = Average Daily Membership (Average Enrollment)

FTE = Full Time Equivalent

** = Data Protected by Privacy Laws
FTR = School/District Failed to Respond with Useable Data

2005-2006 Student Performance

Grade	% of Students Scoring Satisfactory & Above by Subject <small>(Test results were only calculated for regular non-high mobility students.)</small>	Benchmark Met*																		
3	<div style="display: flex; justify-content: space-around; align-items: center;"> ■ This School □ State Average </div>  <table border="1" style="margin-top: 10px; width: 100%; border-collapse: collapse;"> <caption>Grade 3 Performance Data</caption> <thead> <tr> <th>Subject</th> <th>This School (%)</th> <th>State Average (%)</th> </tr> </thead> <tbody> <tr> <td>Math</td> <td>90</td> <td>78</td> </tr> <tr> <td>Reading</td> <td>90</td> <td>90</td> </tr> </tbody> </table>	Subject	This School (%)	State Average (%)	Math	90	78	Reading	90	90										
Subject	This School (%)	State Average (%)																		
Math	90	78																		
Reading	90	90																		
4	 <table border="1" style="margin-top: 10px; width: 100%; border-collapse: collapse;"> <caption>Grade 4 Performance Data</caption> <thead> <tr> <th>Subject</th> <th>This School (%)</th> <th>State Average (%)</th> </tr> </thead> <tbody> <tr> <td>Math</td> <td>88</td> <td>86</td> </tr> <tr> <td>Reading</td> <td>96</td> <td>94</td> </tr> </tbody> </table>	Subject	This School (%)	State Average (%)	Math	88	86	Reading	96	94										
Subject	This School (%)	State Average (%)																		
Math	88	86																		
Reading	96	94																		
5	 <table border="1" style="margin-top: 10px; width: 100%; border-collapse: collapse;"> <caption>Grade 5 Performance Data</caption> <thead> <tr> <th>Subject</th> <th>This School (%)</th> <th>State Average (%)</th> </tr> </thead> <tbody> <tr> <td>Math</td> <td>100</td> <td>84</td> </tr> <tr> <td>Reading</td> <td>86</td> <td>84</td> </tr> <tr> <td>Social Studies</td> <td>48</td> <td>69</td> </tr> <tr> <td>Science</td> <td>90</td> <td>88</td> </tr> <tr> <td>Writing</td> <td>82</td> <td>90</td> </tr> </tbody> </table>	Subject	This School (%)	State Average (%)	Math	100	84	Reading	86	84	Social Studies	48	69	Science	90	88	Writing	82	90	
Subject	This School (%)	State Average (%)																		
Math	100	84																		
Reading	86	84																		
Social Studies	48	69																		
Science	90	88																		
Writing	82	90																		
6	<p style="font-size: 1.2em; color: gray;">Grade Not Offered at This School Site</p>																			
7	<p style="font-size: 1.2em; color: gray;">Grade Not Offered at This School Site</p>																			
8	<p style="font-size: 1.2em; color: gray;">Grade Not Offered at This School Site</p>																			
EOI <small>End of Instruction</small>	<p style="font-size: 1.2em; color: gray;">Grade Not Offered at This School Site</p>	<p style="font-size: 0.9em; color: gray;">Most students will be tested in HS. See HS report card for HS students' test results.</p>																		

✓ = *The Education Oversight Board's 70% Performance Benchmark has been met with at least 70% of the students tested scoring Satisfactory and Above in all subjects. To be considered for meeting the benchmark, there must be results available for every subject.