



# 2006 SCHOOL REPORT CARD

## Education Oversight Board / Office of Accountability

655 Research Parkway, Suite 301, Oklahoma City, OK, 73104 (405) 225-9470 Fax: (405) 225-9474 Web: <http://www.SchoolReportCard.org>

### MASON ELEMENTARY (EC-8)

MASON PUBLIC SCHOOLS

RR 1 BOX 143B, MASON, OK 74859-9799

Telephone (918) 623-2218

54-1002-105

## Community Characteristics

### Socioeconomic Data

	School	District	State Average
Ethnic Makeup Based upon Fall Enrollment (2005):			
Caucasian	48%	48%	60%
Black	1%	0%	11%
Asian	0%	3%	2%
Hispanic	1%	1%	9%
Native American	51%	48%	19%
Average Property Valuation per Student (2007)		\$14,818	\$33,063
Students Eligible for Free/Reduced Lunch (2006)	74%	73%	55%

### 2000 Census Data

	School	District	State Average
District Population		1,105	6,390
Poverty Rate		12%	15%
Unemployment Rate		3%	5%
Average Household Income		\$39,511	\$44,370
Single-Parent Families		17%	29%
Highest Educational Level for Adults Age 25+			
College Degree		13%	26%
H.S. Diploma w/o College Degree		65%	55%
Less than 12th Grade Education		21%	19%

### Preparation, Motivation & Parental Support

	School	District	State Average
1st-3rd graders in need of Reading remediation	18%	18%	33%
Average Number of Days Absent per Student	10.1	9.8	10.1
Mobility Rate (Incoming Students)	12%	10%	11%
Suspension to Student Ratio:			
There was 1 suspension (of 10 days or less) for every ___ students	15.8	20.8	12.3
There was 1 suspension (of more than 10 days) for every ___ students	None	125.0	128.0
Parents Attending Parent/Teacher Conference	65%	52%	73%
Patrons' Volunteer Hours per Student	0.2	0.1	2.6

### 2005-2006 Juvenile Offenders & Offenses (Office of Juvenile Affairs)\*

	School	District	State Average
One out of every ___ students was charged.		None Reported	70.6
Of those charged, each averaged ___ offense(s).		0.0	2.0
Of those charged, ___ were alleged gang members.		0	0.5

\*These statistics are provided as another indicator of the environment in which schools must operate. In most cases the offenses were not committed at school.

## 2005-2006 School Educational Process

### Classroom & Administration Characteristics

	School	District Total (All Schools)	Elem. School State Average
Average Daily Membership (ADM)	189.2	250.1	358.6
Students in Special Education	9.5%	13.6%	14.6%
Regular Classroom Teachers (FTE)	10.8	16.5	20.1
Average Salary (w/ Fringe) of Regular Classroom Teachers (FTE)	\$34,612	\$35,914	\$38,147
Regular Classroom Teachers with Advanced Degree(s) (FTE)	20.0%	18.8%	24.9%
Average Years of Experience - Regular Classroom Teachers (FTE)	8.9	9.4	12.5
Special Education Teachers (FTE)	0.0	1.0	2.2
Counselors (FTE)	0.0	0.3	0.6
Other Certified Professional Staff (FTE)	0.0	0.7	1.3
Administrators (FTE)	1.0	2.9	1.2

#### Symbols Used on this Report


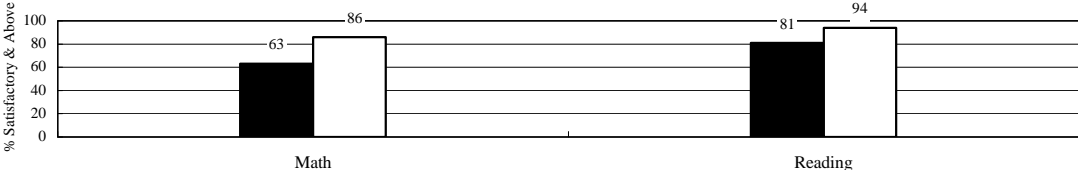
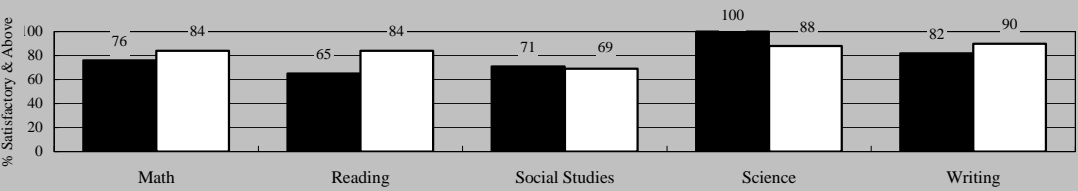


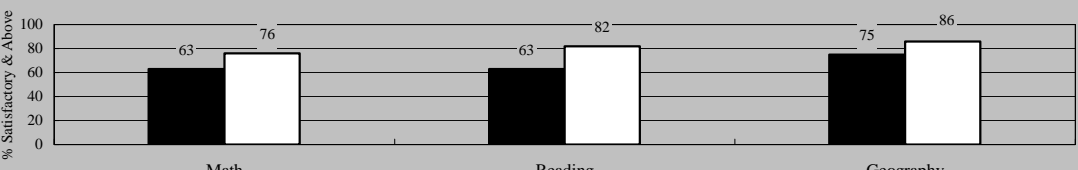
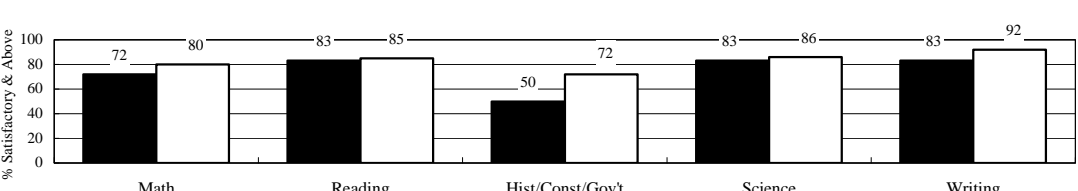
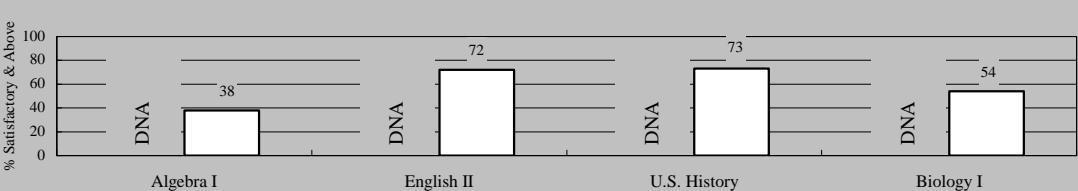
DNA = Data Not Available  
NA = Not Applicable

RM = Revised Methodology  
ADM = Average Daily Membership (Average Enrollment)

FTE = Full Time Equivalent

\*\* = Data Protected by Privacy Laws  
FTR = School/District Failed to Respond with Useable Data

## 2005-2006 Student Performance

<b>Grade</b>	<b>% of Students Scoring Satisfactory &amp; Above by Subject</b> <small>(Test results were only calculated for regular non-high mobility students.)</small>	<b>Benchmark Met*</b>
<b>3</b>	<div style="display: flex; justify-content: space-around; align-items: center;"> <span style="font-size: 1.2em;">■</span> This School                     <span style="font-size: 1.2em;">□</span> State Average                 </div> 	
<b>4</b>		
<b>5</b>		
<b>6</b>		
<b>7</b>		
<b>8</b>		
<b>EOI</b>  End of Instruction		<p><i>Most students will be tested in HS. See HS report card for HS students' test results.</i></p>

✓ = \*The Education Oversight Board's 70% Performance Benchmark has been met with at least 70% of the students tested scoring Satisfactory and Above in all subjects. To be considered for meeting the benchmark, there must be results available for every subject.