



2006 SCHOOL REPORT CARD

Education Oversight Board / Office of Accountability

655 Research Parkway, Suite 301, Oklahoma City, OK, 73104 (405) 225-9470 Fax: (405) 225-9474 Web: <http://www.SchoolReportCard.org>

PURCELL INTERMEDIATE SCHOOL (4-6)

PURCELL PUBLIC SCHOOLS

919 1/2 N 9TH ST, PURCELL, OK 73080-2010

Telephone (405) 527-2146

47-1015-115

Community Characteristics

Socioeconomic Data

	School	District	State Average
Ethnic Makeup Based upon Fall Enrollment (2005):			
Caucasian	62%	58%	60%
Black	2%	2%	11%
Asian	0%	0%	2%
Hispanic	14%	17%	9%
Native American	22%	23%	19%
Average Property Valuation per Student (2007)		\$18,375	\$33,063
Students Eligible for Free/Reduced Lunch (2006)	51%	49%	55%

2000 Census Data

	School	District	State Average
District Population		6,705	6,390
Poverty Rate		13%	15%
Unemployment Rate		5%	5%
Average Household Income		\$42,429	\$44,370
Single-Parent Families		30%	29%
Highest Educational Level for Adults Age 25+			
College Degree		19%	26%
H.S. Diploma w/o College Degree		59%	55%
Less than 12th Grade Education		22%	19%

Preparation, Motivation & Parental Support

	School	District	State Average
1st-3rd graders in need of Reading remediation		26%	33%
Average Number of Days Absent per Student	8.8	10.0	10.1
Mobility Rate (Incoming Students)	9%	11%	11%
Suspension to Student Ratio:			
There was 1 suspension (of 10 days or less) for every ___ students	16.3	22.1	12.3
There was 1 suspension (of more than 10 days) for every ___ students	635.4	145.3	128.0
Parents Attending Parent/Teacher Conference	62%	59%	73%
Patrons' Volunteer Hours per Student	0.1	0.5	2.6

2005-2006 Juvenile Offenders & Offenses (Office of Juvenile Affairs)*

	School	District	State Average
One out of every ___ students was charged.		69.7	70.6
Of those charged, each averaged ___ offense(s).		1.6	2.0
Of those charged, ___ were alleged gang members.		0	0.5

*These statistics are provided as another indicator of the environment in which schools must operate. In most cases the offenses were not committed at school.

2005-2006 School Educational Process

Classroom & Administration Characteristics

	School	District Total (All Schools)	Elem. School State Average
Average Daily Membership (ADM)	635.4	1,425.8	358.6
Students in Special Education	3.8%	11.2%	14.6%
Regular Classroom Teachers (FTE)	19.0	85.0	20.1
Average Salary (w/ Fringe) of Regular Classroom Teachers (FTE)	\$36,339	\$36,953	\$38,147
Regular Classroom Teachers with Advanced Degree(s) (FTE)	9.6%	23.6%	24.9%
Average Years of Experience - Regular Classroom Teachers (FTE)	10.9	12.0	12.5
Special Education Teachers (FTE)	2.2	8.7	2.2
Counselors (FTE)	1.0	4.2	0.6
Other Certified Professional Staff (FTE)	0.5	8.2	1.3
Administrators (FTE)	1.0	7.5	1.2

Symbols Used on this Report

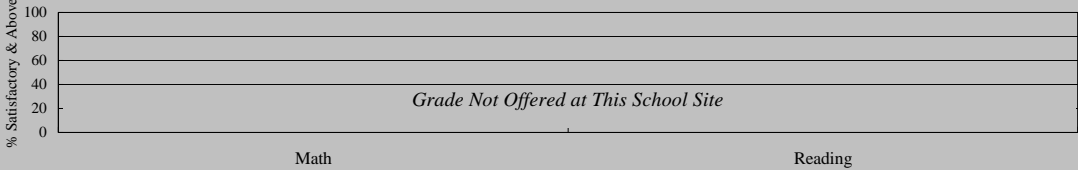
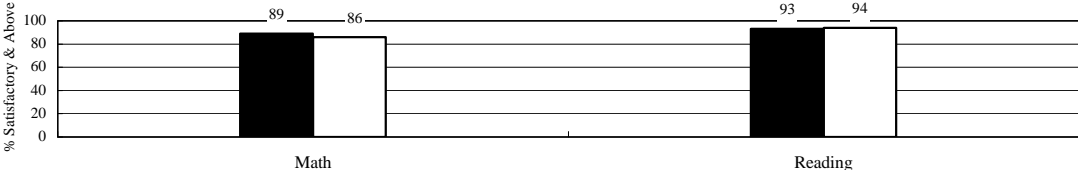

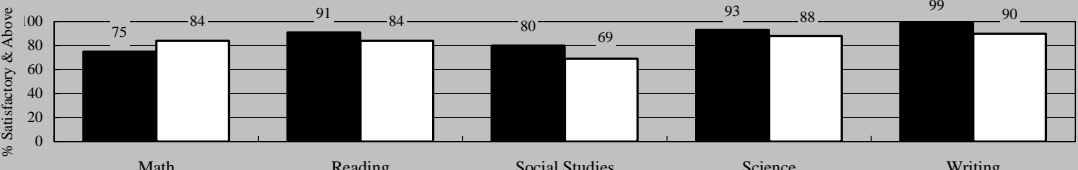



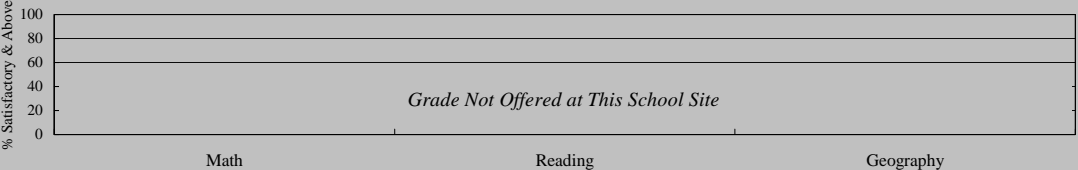
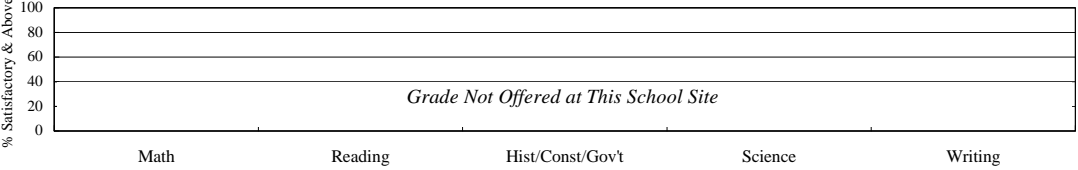
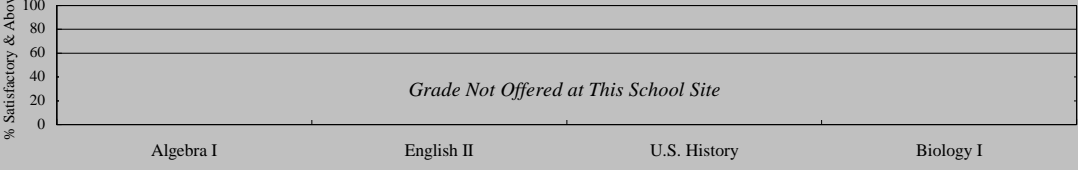
DNA = Data Not Available
NA = Not Applicable

RM = Revised Methodology
ADM = Average Daily Membership (Average Enrollment)

FTE = Full Time Equivalent

** = Data Protected by Privacy Laws
FTR = School/District Failed to Respond with Useable Data

2005-2006 Student Performance

Grade	% of Students Scoring Satisfactory & Above by Subject <small>(Test results were only calculated for regular non-high mobility students.)</small>	Benchmark Met*
	 This School State Average	
3	 <p style="text-align: center;"><i>Grade Not Offered at This School Site</i></p>	
4		
5		
6		
7	 <p style="text-align: center;"><i>Grade Not Offered at This School Site</i></p>	
8	 <p style="text-align: center;"><i>Grade Not Offered at This School Site</i></p>	
EOI End of Instruction	 <p style="text-align: center;"><i>Grade Not Offered at This School Site</i></p>	<p><i>Most students will be tested in HS. See HS report card for HS students' test results.</i></p>

✓ = *The Education Oversight Board's 70% Performance Benchmark has been met with at least 70% of the students tested scoring Satisfactory and Above in all subjects. To be considered for meeting the benchmark, there must be results available for every subject.