

## District:

**COMMERCE**  
**OTTAWA County**

JIM HAYNES, SUPERINTENDENT  
420 D ST  
COMMERCE, OK 74339-3139  
Phone: (918) 675-4316

## Community Characteristics

Community Group: F2

### Socioeconomic Data

	District Community	State Average
Ethnic Makeup Based upon Fall Enrollment (2005):		
Caucasian	32%	60%
Black	2%	11%
Asian	0%	2%
Hispanic	22%	9%
Native American	44%	19%
Average Property Valuation per Student (2007)	\$19,544	\$33,063
Students Eligible for Free/Reduced Lunch (2006)	79.7%	55.5%

### 2000 Census Data

	District Community	State Average
District Population	4,240	6,390
Poverty Rate	16%	15%
Unemployment Rate	8%	5%
Average Household Income	\$32,713	\$44,370
Single-Parent Families	32%	29%
Highest Educational Level for Adults Age 25+		
College Degree	16%	26%
H.S. Diploma w/o College Degree	54%	55%
Less than 12th Grade Education	30%	19%

### Preparation, Motivation and Parental Support

	District Community	State Average
1st-3rd graders in need of Reading remediation	24.2%	32.7%
Average Number of Days Absent per Student	11.5	10.1
Mobility Rate (Incoming Students)	5.3%	11.1%
Suspension to Student Ratio:		
1 suspension (<= 10 days) per ___ students	24.5	12.3
1 suspension (> 10 days) per ___ students	126.1	128.0
Parents Attending at least 1 Parent/Teacher Conf.	58.8%	72.9%
Patrons' Volunteer Hours per Student	0.2	2.6

### 2005-2006 Juvenile Offenders & Offenses

	District Community	State Average
One out of every ___ students was charged.	58.9	70.6
Of those charged, each averaged ___ offense(s).	1.4	2.0
Of those charged, ___ were alleged gang members.	0	0.5

## Symbols Used on this Report:

ADM = Average Daily Membership (Average Enrollment)

FTE = Full Time Equivalent

NA = Not Applicable

\*\* = Data Protected by Privacy Laws

FTR = School/District Failed to Respond with Useable Data

DNA = Data Not Available from Providing Agency

RM = Revised Methodology

## District Educational Process

### Grade Organization, District Area & Enrollment

This district offered grades EC-12 in school year 2005-2006. It was comprised of 1 Elementary School(s), 1 MS/JHS, and 1 High School(s). The district covered 48 square miles, with 18.4 students per square mile.

	District	Community Group Avg.	State Avg.
2004/2005 Average Enrollment (ADM)	820.1	702.3	1,153.5
2005/2006 Average Enrollment (ADM)	882.9	709.1	1,162.2
Difference from 2004/2005 to 2005/2006	62.8 (7.7%)	6.8	8.7

### Student Programs

	District	Community Group Avg.	State Avg.
Students in Gifted/Talented	8.3%	10.2%	12.6%
Students in Special Education	15.2%	16.9%	15.1%

### Classroom Teachers & Professional Support (FTE)

	District	Community Group Avg.	State Avg.
Regular Classroom Teachers	54.0	45.9	68.7
Students per Regular Classroom Teacher	16.4	15.4	16.8
Avg. Salary (w/ Fringe) of Reg. Clrm. Teachers	\$38,943	\$37,350	\$38,508
Regular Clrm. Teachers w/ Advanced Degree(s)	20.4%	26.5%	27.0%
Avg. Years of Experience - Reg. Clrm. Teachers	14.3	13.3	12.7
Special Education Teachers	4.0	4.4	8.3
Counselors	1.0	1.9	2.9
Other Certified Professional Staff	2.0	3.2	5.2

### School & District Administration (FTE)

	District	Community Group Avg.	State Avg.
School & District Administrators	5.0	4.2	6.3
Average Salary of Administrators	\$47,232	\$63,325	\$65,359
Teachers per Administrator	11.6	11.9	12.2

### 2005-2006 District Revenues (ALL FUNDS)

	District	Community Group Avg.	State Avg.
Local & County	14.6%	22.7%	34.3%
State	66.6%	59.2%	52.2%
Federal	18.8%	18.1%	13.5%

### 2005-2006 District Expenditures (ALL FUNDS)

	District		Community Group Avg.		State Average	
	%	\$/ADM	%	\$/ADM	%	\$/ADM
Instruction	55.0%	\$3,719	54.7%	\$4,025	54.7%	\$3,764
Student Support	6.1%	\$411	5.9%	\$437	6.5%	\$449
Instructional Support	3.2%	\$219	3.5%	\$255	4.0%	\$275
District Administration	2.5%	\$166	3.9%	\$286	2.9%	\$198
School Administration	6.4%	\$430	5.4%	\$394	5.5%	\$377
District Support	17.4%	\$1,177	17.2%	\$1,265	17.9%	\$1,233
Other	9.4%	\$638	9.4%	\$692	8.5%	\$587
<b>Total</b>	<b>100.0%</b>	<b>\$6,758</b>	<b>100.0%</b>	<b>\$7,353</b>	<b>100.0%</b>	<b>\$6,882</b>
Debt Service in Addition to Above		\$0		\$168		\$537

### Average '05-'06 HS Curriculum (Units Offered in Selected Subject Areas)

	District	Community Group Avg.	State Average
Language Arts	6.0	7.3	8.8
Science	6.0	5.7	6.4
Math	6.0	6.1	6.6
Social Studies	3.5	5.3	5.7
Fine Arts	6.0	4.8	5.6
Languages (non-English)	4.0	2.3	3.2
<b>Total</b>	<b>31.5</b>	<b>31.5</b>	<b>36.3</b>



## Office of Accountability

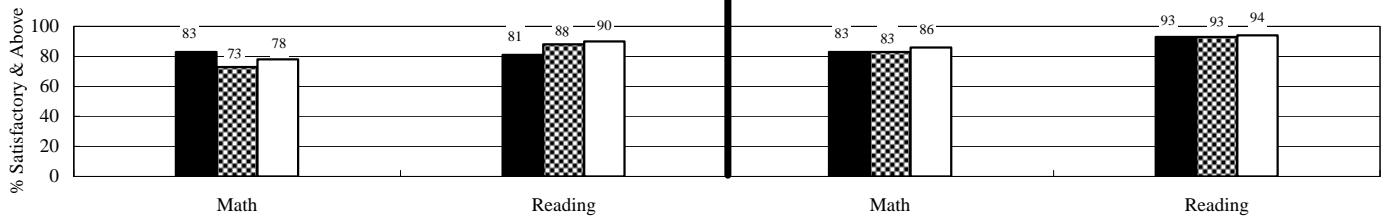
655 Research Parkway, Suite 301  
Oklahoma City, OK 73104  
(405) 225-9470 Fax: (405) 225-9474  
Web Address: www.SchoolReportCard.org

## Student Performance

District: **COMMERCE**

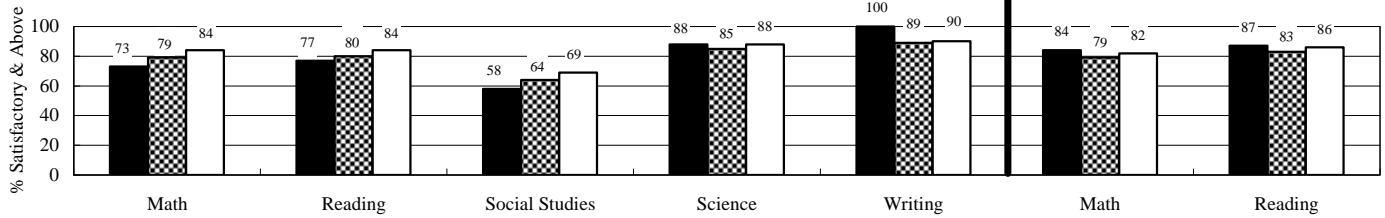
### 3rd Grade Tests \*

### 4th Grade Tests \*



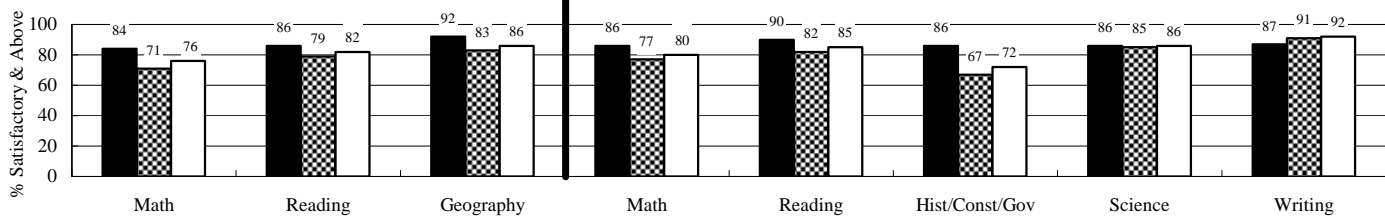
### 5th Grade Tests \*

### 6th Grade Tests \*



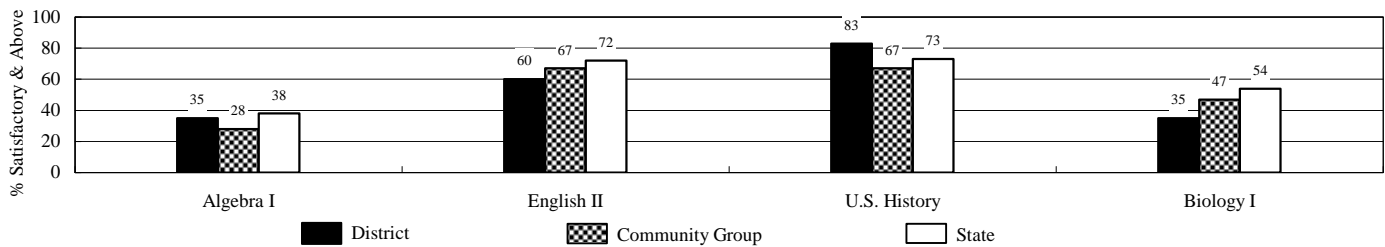
### 7th Grade Tests \*

### 8th Grade Tests \*



### End-of-Instruction Tests \*

Tests are administered to students taking the related course work. 8th grade students taking the related course work are also included in the testing.



\* Test results were only calculated for regular non-high mobility students.

### Additional High School Performance Measures

	District	Community Group Average	State Average
Senior Graduation Rate (2006 Seniors)	95.6%	97.1%	97.2%
4-Year Dropout Rate (Class of 2006)	27.1%	11.5%	14.1%
Average GPA of HS Seniors (2006 Seniors)	3.1	3.0	3.0
Career-Tech Occupationally-Specific Program Participation Rate (Class of '03~'05)	15.8%	44.8%	44.8%
Career-Tech Occupationally-Specific Program Completion Rate (Class of '03~'05)	80.0%	81.3%	80.8%
ACT Participation Rate (Class of 2006)	58.1%	63.9%	70.8%
Average ACT Score (Class of 2006)	18.5	19.4	20.6
HS Graduates Completing Regents' College-Bound Curriculum	60.5%	82.0%	79.1%
Out-of-State College-Going Rate	9.3%	5.0%	7.2%
Oklahoma College-Going Rate ('03~'05)	50.0%	47.8%	52.4%
Oklahoma College Freshmen taking at least one remedial course in Math, English, Science, or Reading ('03~'05)	64.3%	43.7%	36.4%
Oklahoma College Freshmen with GPA 2.0 or Above ('03~'05)	67.4%	70.6%	71.4%
Oklahoma College Completion Rate ('97~'99)	51.9%	41.6%	42.7%