



2005 SCHOOL REPORT CARD

Education Oversight Board / Office of Accountability

655 Research Parkway, Suite 301, Oklahoma City, OK, 73104 (405) 225-9470 Fax: (405) 225-9474 Web: <http://www.SchoolReportCard.org>

BOWRING ELEMENTARY (EC-8)

BOWRING PUBLIC SCHOOLS

HC 73 BOX 570, BOWRING, OK 74009

Telephone (918) 336-6892

57-C007-105

Community Characteristics

Socioeconomic Data

	School	District	State Average
Ethnic Makeup Based upon Fall Enrollment (2004):			
Caucasian	38%	38%	61%
Black	7%	7%	11%
Asian	0%	0%	2%
Hispanic	4%	4%	8%
Native American	51%	51%	19%
Average Property Valuation per Student (2006)		\$57,449	\$31,431
Students Eligible for Free/Reduced Lunch (2005)	76%	74%	55%

2000 Census Data

District Population		590	6,390
Poverty Rate		13%	15%
Unemployment Rate		9%	5%
Average Household Income		\$35,844	\$44,370
Single-Parent Families		14%	29%
Highest Educational Level for Adults Age 25+			
College Degree		16%	26%
H.S. Diploma w/o College Degree		59%	55%
Less than 12th Grade Education		25%	19%

Preparation, Motivation & Parental Support

1st-3rd graders in need of Reading remediation	17%	17%	30%
Average Number of Days Absent per Student	11.9	11.3	10.0
Mobility Rate (Incoming Students)	21%	21%	11%
There was 1 suspension for every ___ students ^{RM}			
suspensions of 10 days or less	None	None	11.0
suspensions of more than 10 days	74.1	74.1	93.7
Parents Attending Parent/Teacher Conference ^{RM}	95%	95%	72%
Volunteer Hours per Student ^{RM}	0.0	0.0	2.6

2004-2005 Juvenile Offenders & Offenses (Office of Juvenile Affairs)* ^{RM}

One out of every ___ students was charged.	74.1	68.4
Of those charged, each averaged ___ offense(s).	1.0	2.0
Of those charged, ___ were alleged gang members.	0	0.4

*These statistics are provided as another indicator of the environment in which schools must operate. In most cases the offenses were not committed at school.

2004-2005 School Educational Process

Classroom & Administration Characteristics ^{RM}

	School	District Total (All Schools)	Elem. School State Average
Average Daily Membership (ADM)	74.1	78.1	351.6
Students in Special Education	12.2%	23.1%	15.0%
Regular Classroom Teachers (FTE)	9.0	9.0	19.3
Average Salary (w/ Fringe) of Regular Classroom Teachers (FTE)	\$35,238	\$35,238	\$37,206
Regular Classroom Teachers with Advanced Degree(s) (FTE)	22.2%	22.2%	25.9%
Average Years of Experience - Regular Classroom Teachers (FTE)	12.9	12.9	12.7
Special Education Teachers (FTE)	0.0	0.0	2.1
Counselors (FTE)	0.0	0.0	0.6
Other Certified Professional Staff (FTE)	0.0	0.0	1.2
Administrators (FTE)	1.0	1.0	1.2

Symbols Used on this Report

DNA = Data Not Available
NA = Not Applicable



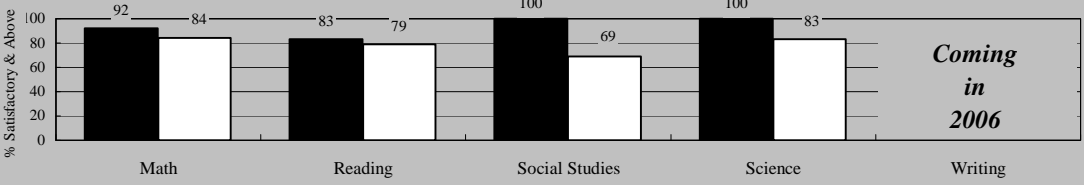

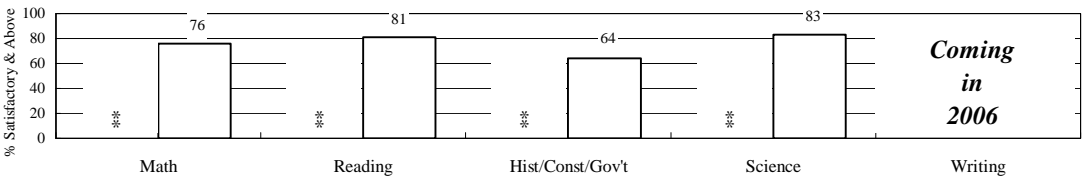
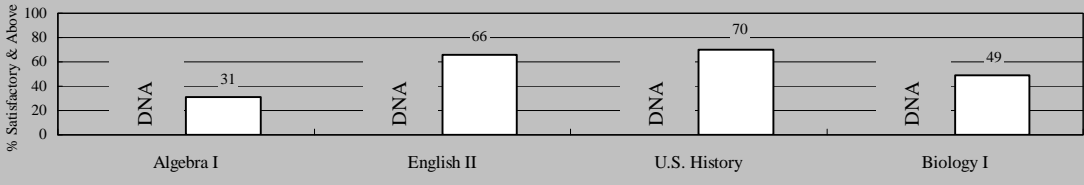
RM = Revised Methodology
ADM = Average Daily Membership (Average Enrollment)

FTE = Full Time Equivalent

** = Data Protected by Privacy Laws

FTR = School/District Failed to Respond with Useable Data

2004-2005 Student Performance

Grade	% of Students Scoring Satisfactory & Above by Subject <small>(Test results were only calculated for regular non-high mobility students.)</small>	Benchmark Met*
3	<div style="display: flex; justify-content: space-around; align-items: center;"> <div style="width: 15px; height: 15px; background-color: black; margin-right: 5px;"></div> This School <div style="width: 15px; height: 15px; border: 1px solid black; margin-left: 20px; margin-right: 5px;"></div> State Average </div> 	
4		
5		<div style="font-size: 2em; color: green;">✓</div>
6	<p style="font-size: 1.2em; color: gray;">Coming in 2006</p>	
7	<p style="font-size: 1.2em; color: gray;">Coming in 2006</p> 	<div style="font-size: 2em; color: green;">✓</div>
8		
EOI End of Instruction		<p style="font-size: 0.8em; color: gray;">Most students will be tested in HS. See HS report card for HS students' test results.</p>

✓ = *The Education Oversight Board's 70% Performance Benchmark has been met with at least 70% of the students tested scoring Satisfactory and Above in all subjects. To be considered for meeting the benchmark, there must be results available for every subject.